

Psychometric Success



Concentration

Practice Test 1

Authors:

**Paul Newton
Helen Bristoll**

CONCENTRATION—PRACTICE TEST 1

Concentration tests are used to select personnel who need to work through items of information in a systematic way while making very few mistakes. They are most often used when selecting candidates for administrative and clerical jobs where mistakes can have serious or expensive consequences. This includes areas like financial services, legal services and healthcare.

Concentration		Operatives	Supervisory	Management
Craft & Technical				
Clerical & Administrative		Y	Y	
Police, Fire, Military etc.				
Management Trainee				
Graduate & Professional				

The tests themselves are speed tests. This means that given sufficient time to complete them, most people would be able to obtain a perfect score provided that they were capable of working in a systematic and careful way. However, the time limit is usually set so that the test is impossible to complete. In addition, the questions tend to be similar and rather repetitive which makes it difficult to maintain attentiveness. These factors taken together make this type of test ideal for selecting candidates who are able to process information accurately and maintain their concentration even when certain parts of the job may be repetitive.

Before you attempt this test make sure that you understand what it is that you need to do. This is described in the example question on the next page.

Only when you are happy that you understand how these questions work should you attempt the sample paper. Remember that the object is to work systematically through the questions and avoid mistakes.

Example Question

Ω	↗	⬥	✕	▲	⌘
3	7	6	1	4	8
E	L	K	C	G	P

KEY: L
⬥
4

✕ 1 G
A

▲ P 7
B

6 ↗ G
C

C 7 ↗
D

7 ⌘ 6
E

The question comprises:

1. A grid in which there are rows of symbols, numbers and letters.
2. A key which contains one symbol, one number and one letter.
3. A series of five answer options.

As you can see from the grid above, the key contains one symbol, one number and one letter which have each been taken from a different column in the grid. In this example, the letter L has been taken from column 2, the symbol has been taken from column 3 and the number 4 has been taken from column 5.

You need to examine the answer options and decide—In which option have the three elements been taken from the same columns as those of the key. In other words, you are looking for the option where one element has been taken from column 2, one from column 3 and one from column 5.

✕ 1 G
A

▲ P 7
B

6 ↗ G
C

C 7 ↗
D

7 ⌘ 6
E

Considering each of the answer options in turn.

- Option A—Incorrect as neither the symbol nor the number 1 are found in columns 2, 3 or 5.
- Option B—Incorrect as the letter P is not found in columns 2, 3 or 5.
- Option C—Correct as each element can be found in columns 2, 3 and 5.
- Option D—Incorrect as the letter C is not found in columns 2, 3 or 5.
- Option E—Incorrect as the symbol is not found in columns 2, 3 or 5.

Note

One element must come from each of the three columns specified by the key. In other words each element in the answer option must come from a different column.

The answer option may have more than one letter, number or symbol, provided that they are each taken from a different column.

CONCENTRATION—PRACTICE TEST 1

Test 1—12 Questions

Answer as many questions as you can in 5 minutes. Circle the letter on the right which corresponds to the correct answer.

1) Which option has been taken from the same columns as the key?

■	◆	●
9	7	6
H	G	M

KEY:	9
	6
	G

●	H	■
---	---	---

A

H	7	◆
---	---	---

B

●	◆	■
---	---	---

C

M	●	7
---	---	---

D

■	M	H
---	---	---

E

A B C D E

2) Which option has been taken from the same columns as the key?

◆	◆	□
2	4	7
E	K	N

KEY:	◆
	N
	◆

4	□	7
---	---	---

A

2	4	E
---	---	---

B

E	4	□
---	---	---

C

4	7	K
---	---	---

D

2	□	7
---	---	---

E

A B C D E

3) Which option has been taken from the same columns as the key?

■	Ω	□
5	8	3
S	M	B

KEY:	□
	M
	5

3	B	8
---	---	---

A

■	8	S
---	---	---

B

8	■	Ω
---	---	---

C

B	8	S
---	---	---

D





■	B	3
---	---	---

E


A B C D E

CONCENTRATION—PRACTICE TEST 1

4) Which option has been taken from the same columns as the key?

			
3	7	4	2
N	S	H	R

KEY:

2

4

R		3
---	---	---

A

R	H	7
---	---	---

B

R	H	
---	---	---

C

3		7
---	--	---





D

S	H	7
---	---	---


E


A B C D E

5) Which option has been taken from the same columns as the key?

			
2	5	7	8
A	N	K	M

KEY:

7
M


2		A
---	---	---

A

		K
---	---	---

B

K	5	A
---	---	---

C

A		K
---	--	---





D

A		5
---	---	---

E

A B C D E

6) Which option has been taken from the same columns as the key?

			
9	5	8	4
C	B	M	K

KEY:

4
9
B

8		K
---	---	---

A

C	M	5
---	---	---

B

C		K
---	---	---

C

C		8
---	--	---

D

	8	K
---	---	---

E

A B C D E

CONCENTRATION—PRACTICE TEST 1

7) Which option has been taken from the same columns as the key?

■	❖	●	□	⌘
9	7	6	1	2
H	G	M	K	P

KEY:

●
1
9

H ❖ 6	H □ P	7 □ M	K G ⌘	H □ M
A	B	C	D	E

A B C D E

8) Which option has been taken from the same columns as the key?

◆	□	Ω	▲	❖
1	7	2	6	5
T	A	P	H	M

KEY:

❖
◆
P

A T 5	M 1 7	6 T 2	T M Ω	Ω 7 □
A	B	C	D	E

A B C D E

9) Which option has been taken from the same columns as the key?

▲	⌘	□	■	●
8	4	3	2	9
N	E	F	K	C

KEY:

E
K
●

D 8 ■	4 2 □	4 ■ C	3 4 G	C F ⌘
A	B	C	D	E

A B C D E

CONCENTRATION—PRACTICE TEST 1

10) Which option has been taken from the same columns as the key?

9	5	4	2	3	7
D	H	K	T	B	G

KEY:

3
D
T

G 2 9	B 2	B	7 K	K H
A	B	C	D	E

A B C D E

11) Which option has been taken from the same columns as the key?

3	7	6	1	4	8
E	L	K	C	G	P

KEY:

L
4

6 G	P 7	1 G	C 7	7 6
A	B	C	D	E

A B C D E

12) Which option has been taken from the same columns as the key?

2	5	9	3	7	6
S	N	A	H	T	D

KEY:

7
D

N S	2 T	S A	S T 6	3
A	B	C	D	E

A B C D E

End of Concentration—Test 1

Products to Help You Succeed in Psychometric Tests

Anyone that has tried to secure a job in today's market knows that a dazzling CV and a compelling interview are simply not enough. Candidates are now faced with a rigorous assessment of their abilities and their personality in the form of a psychometric test.

Maximise your performance in under 2 weeks!

Psychometric tests are now an integral part of the recruitment process, especially when it comes to finding candidates for those coveted top jobs. So, it's hardly surprising that seemingly well-qualified candidates are being overlooked in favour of applicants that excel at psychometric tests.

So, if you want to get that all important first job, or if you are hoping to further your career, now is the time to take positive action to increase your chances of success.



These eBooks teach you how to master specific aspects of psychometric analysis, such as numerical, verbal, abstract, spatial, mechanical reasoning and personality tests. Pass your psychometric tests with flying colours! These downloadable eBooks provide immediate access to expert know-how and essential insight that will give you the edge over the competition. Visit www.psychometric-success.com



These eBooks give you the opportunity to work through complete sets of practice questions that are used to assess candidates for specific types of work, such as management, graduate, technical, supervisory and clerical level jobs. Each one of these books is a complete solution and contains everything you need to succeed in psychometric tests no matter what level of job you are applying for.

Visit www.psychometric-success.com

